

KEY TO EDITING MARKS ON STUDENT PAPERS

Dr. J. Rubba
English Dept., Cal Poly State U.

✓ = good point; point I am looking for

¶ = indent paragraph, or break to new paragraph here

C = cite sources to support this point, or identify source of the point (readings, textbooks)

CS = comma splice (incorrect comma between independent clauses)

ET = means this problem is addressed on my Editing Tips page:

http://www.cla.calpoly.edu/~jrubba/Editing_tips.html

FR = fragment (non-sentence punctuated as sentence)

H = incorrect use of hyphen or dash – see Editing Tips.

L = faulty logic; ideas do not follow from one another; a step in reasoning is missing

MM = misplaced modifier (phrase modifies wrong word/phrase; modifier too far from its modified word)

OK = ignore the correction I made here; you are right

PB = break page here

PN = incorrect punctuation, or punctuation needed here

RP = repetitious; repeats previous word, phrase, or idea

SK = skip a line here

~~SK~~ = do not skip a line here

sp? = why is this blank space here?

SS = sentence structure makes meaning unclear or hard to understand, or is ungrammatical

T = transition between sentences or paragraphs missing or misleading


TN = wrong tone (too formal or informal)


W = wordy; compress meaning into a shorter sentence or phrase

WC = word choice – word used incorrectly for intended meaning

XC = excellent point!

XP = explain; clarify meaning or argument

through  out = should be written as one word: “throughout”

every  day = should be written as two words: every day

In her book ~~of~~ *Beloved*, Toni Morrison ... = omit comma


france = capitalize (“France”)

In ^{the}  grammar of English = insert

() = parentheses around a word or phrase usually accompany a suggestion for revision to better express what I think you mean. The suggested revision may be accompanied by a ?, meaning “does this express what you mean better?”

? = meaning unclear; or statement conflicts with facts or ideas as taught

“ ” = use quotation marks around author’s exact words

Meyers ~~was able to~~  conclude that ... = omit word(s)
(Change to “Meyers concluded that ...”)